

UCAS Apply 2021

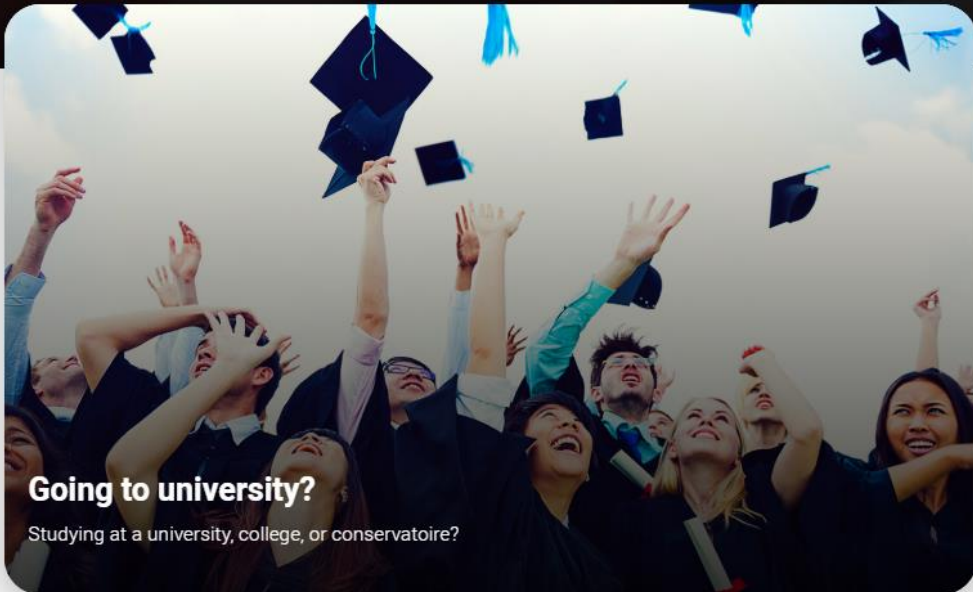


Choose your future

Explore your options, apply to university, and more



Find courses, information, and more



Going to university?

Studying at a university, college, or conservatoire?

Go to - www.ucas.com
Click on the 'Account' button
then click on 'Student'.

Advertisement. [Why the ads?](#)

Advertisement. [Why the ads?](#)



Student sign in

Please select an education scheme.


WANT TO TRY SOMETHING NEW?

OUR BETA TOOL MEANS ALL YOUR RESEARCH IN ONE PLACE!

We're testing a brand-new interface for people thinking about uni, and would love your feedback.

Try it now

You'll need to sign in separately for UCAS Undergraduate, UCAS Conservatoires, and UCAS Teacher Training Apply and Track.



Undergraduate

Applying for university and college degree courses



Click on Undergraduate

Undergraduate

Applying for university and college degree courses

2020 entry

Use Track to check the progress of your submitted application.

Apply	Track	Hub
-------	-------	-----

2021 entry

Apply now for 2021 entry. Please note, UCAS Track for 2021 entry will not be available until September 2020.

Get your UCAS Hub. Your place to discover your options and research your future.

Apply	Hub
-------	-----

Click on 2021 entry
“Apply”



2021
apply**Register and log in**[What is Apply?](#)[Help](#)

English ▼

Key[? Help](#)[Home](#) > Register and log in

Log in

If you have already registered, please enter your username and password below to log in. **You must enter your username in lower case and your password in the same case you used to register.**

Username

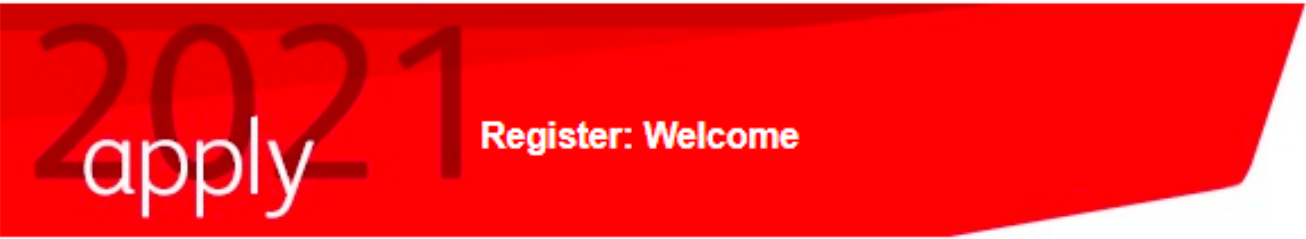
Password

[Forgotten login?](#)**log in**

Register

If you have not registered for 2021 entry, please click the 'register' button to use this service. **You only need to register once. If you apply more than once in a cycle your application fee will not be refunded.**

register Click on
register



What is Apply?
Help
Options/Opsiynau

Key

[?](#) Help

[Home](#) > Register

Progress

You need to register before you can start your application. This is free and will take approximately 15 minutes.

If you apply more than once for the same year of entry, your application fee will not be refunded. If you have already registered but cannot remember your details, please use the 'forgotten login' link on the [sign in](#) screen.

If you are applying through a school, college or centre, you will be asked to enter their [buzzword](#) provided by them, so please have this available. This will allow your school, college or centre to support you through the UCAS application process. They will be able to see and check the progress of your application, attach a reference, add predicted grades, and send your application to UCAS on your behalf. They will also be able to see decisions made by your chosen universities and colleges, and your replies.

If you are not applying through a school, college or centre, you can apply as an individual applicant.

Once you have registered, a username will be automatically generated and you will be asked to create a password. Please make a note of these details as you will need them to sign in to your application later.

You can find more information about [applying](#) on [ucas.com](#).

[Help](#) text is available throughout each section.

Read through and click 'next'. Then accept the T&C's



[What is Apply?](#)[Help](#)[Options/Opsiynau](#)

Key

[?](#) Help[Home](#) > Register

Compulsory fields are marked with an asterisk (*).

Title*

Please select... ▼ ?

Gender*

Please select... ▼ ?

Please enter your name as it is stated on official documents, such as your passport, birth certificate or driving licence.

First/given name(s)*

 ?

Surname/family name*

 ?

Date of birth*

Day ▼ Month ▼ Year ▼ ?

[previous](#) [next](#)

Make sure you put your first name and middle names if you have any



2021
apply

Register: Postal address

[What is Apply?](#)[Help](#)[Options/Opsiynau](#)

Key

[? Help](#)[Home](#) > Register Progress

Where is your postal address?*

UK

☒ ?

Non UK/International

☐ ?

British Forces Post Office (BFPO)

☐ ?[previous](#) [next](#)

Click on UK
unless your
family is part
of the British
Forces

UCAS
2021 apply

Register: Your postcode

Home > Register

Please enter your house number and postcode and click on 'next'.
Compulsory fields are marked with an asterisk (*).

House number or name (if known) ?

Postcode* ?

[previous](#) [next](#)

What is Apply?
Help
Options/Opsiynau
Key
? Help

Postal address

Please enter the first line of the address if necessary. Click 'next' once the address is correct.
Compulsory fields are marked with an asterisk (*).

Postal address* ?

Postcode* ?

[previous](#) [next](#)

Progress

Please fill in
your address
details and
click next

What is Apply?

Help

Options/Opsiynau

Key

? Help

[Home](#) > Register

Progress

Compulsory fields are marked with an asterisk (*).

Postal address*
40 Grosmont Way
NEWPORT
NP10 8UQ

[change address](#) ?

Home telephone number ?

Mobile number ?

Email address* ?

Confirm email address* ?

Keep up-to date with your application

To make sure you've got everything you need for your journey to higher education, we'll ask you to tell us how you'd like to get your updates.

We'll keep you updated on the progress of your application — from deadline reminders to Track updates — by email and post.

We won't pass on your details...



Fill in your
Personal
Details

Use your personal email
address not your
@bassalegschool address

Everything you need to know



Get updates on everything - stay in the know



Your options

Hear from unis, colleges, and employers about all your options — including courses relevant to you, open days, apprenticeship opportunities, and studying abroad.



Student essentials

Make the most of student life with info on tech, retailers, publications, banks, travel, and transport, as well as recommendations for student accommodation.



Relevant courses

If you find yourself without a place, we'll share course info from unis and colleges that have vacancies on relevant courses.

How we contact you



All channels



Email



Text/SMS



Post

save

Click on how you
would like to
receive updates

What is Apply?
Help
Options/Opsynau

Key

Help

[Home](#) » [Register](#)

Progress

Please enter a password and choose 4 unique security questions together with their appropriate answers. Please do not choose answers which might cause offence.

Compulsory fields are marked with an asterisk (*).

Your password must:

- be at least eight characters long
- have at least one lowercase letter (a—z) and one uppercase letter (A—Z)
- contain at least one number (0—9)
- use at least one special character, such as: % & \$ @ ! ?

Our [guidance](#) will help you choose a secure password.

Please make a note of your password now, as it will not be displayed at a later stage.

Password: 

Confirm password*

It is important that you can remember the answers to your security questions and that they cannot be easily guessed by others. If you lose or forget your password you will be asked one or more of these security questions in order to identify you.

Security question 1*

Your answer: Bassaleg ?

Security question 2*

Your answer: Ice Skating ?

Security question 3*

Your answer: Pretty Women ?

Security question 4: What is your favourite food?

Your answer: Wagamama ?

[previous](#) [next](#)

Complete the security questions making sure you make a note of your password

2021
apply**Register: Success**[What is Apply?](#)[Help](#)[Options/Opsiynau](#)[Home](#) > [Register](#)

Progress

Your username is : **jbwheatley1****Please make a note of your username now, as it will not be displayed at a later stage.**

Keep your username and password safe as you will need both each time you access your application.

Your registration has been successful. If you wish you may now enter the Apply service or come back another time. If necessary, you can change any of your registration details once you have entered Apply.

[log in now](#) [go to UCAS homepage](#)**Plus make a note of
your username****Then go to log in
now**

2021
apply

Initial UCAS questions: How are you applying?

[What is Apply?](#)[Help](#)[Options/Opsiynau](#)

Initial UCAS questions

How are you applying?*

☒ Through my school/college☐ Through a careers organisation☐ Through another organisation☐ As an individual[next](#)

Click that you are
applying through
'my school/college'

Key

Help

2021
apply

Initial UCAS questions: How are you applying?

<Log out

What is Apply?

Help

Options/Opsiynau

Key

[?](#) Help

Initial UCAS questions

You now need to enter your buzzword - this will be given to you by your school, college or centre. You will only be asked to enter your buzzword once.

(Buzzwords are case sensitive)

Buzzword*

Bassaleg21

[?](#)

Your buzzword means we know which school, college, or centre you are applying from. By entering the buzzword, you give permission to share your data with your school, college or centre, so they can support you through the UCAS application process.

They will be able to check the progress of your application, attach a reference, add your predicted grades, and send your application to UCAS on your behalf. They will also be able to see decisions made by your chosen universities and colleges, and your replies.

If you do not want to link to a centre, you can add a reference from somewhere else, or if you no longer want them to see the progress of your application, please contact us.

[previous](#) [next](#)

This is the buzzword that you need to put in in order to be linked to our centre

Bassaleg21

<Log out

What is Apply?

Help

Options/Opsiynau

Key

[?](#) Help

Initial UCAS questions

You are registering through...

Bassaleg School
Forge Lane
Bassaleg
Newport
Gwent

...Is this correct?*

Yes ☒ No ☐ [?](#)[previous](#) [next](#)

Make sure the address is the same as this one and click on "Yes"

Welcome	
Personal details	<input type="checkbox"/>
Choices	<input type="checkbox"/>
Education	<input type="checkbox"/>
Employment	<input type="checkbox"/>
Statement	<input type="checkbox"/>
View all details	<input type="checkbox"/>
Pay/Send	<input type="checkbox"/>
Help	
Options/Opsiynau	

Key

<input checked="" type="checkbox"/>	Completed
<input type="checkbox"/>	In progress
<input type="checkbox"/>	Not started
<input type="checkbox"/>	Help

Welcome

Welcome Susan,

Your Personal ID is: **145-538-2767**.

Please make a note of this number and keep it handy. You will need to quote this number if you call our Customer Contact Centre.

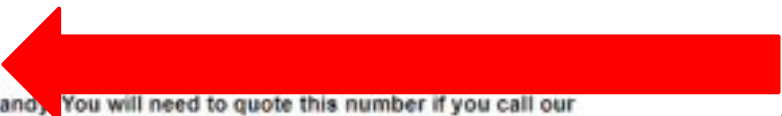
Need guidance? Watch the video advice below [\[Hide video\]](#)

(Unable to view videos here? You can watch them at wwwucas.com/connect/videos instead)

1 Verify your email address
Your email address needs to be verified as valid before you send your application to us.
[Please click here to verify your email address](#)

Before starting your application, please read through the relevant information below regarding:

- [completing your application](#)
- [applicants applying through a school, college or organisation](#)
- [applicants applying as an individual](#)
- [deadlines for submitting your application](#)



Make a note of your Personal ID number



Click to verify your email address and follow prompts.

Then read through the following information

Welcome

Welcome Susan,

Your Personal ID is

Please make a note of your Customer Contact

Personal details ☐

Choices ☐

Education ☐

Employment ☐

Statement ☐

View all details ☐

Pay/Send ☐

Help

Options/Opsiynau

Key

☒ Completed

☐ In progress

☐ Not started

☐ Help

(Unable to)

! Verify your email
Your email address is not verified.
Please click here to verify your email.

Before starting you

These are the sections you need to complete:

Personal Details - this will already have some of your details transferred over from the registration process.

Choices - this is where you select what and where you want to study.

Education - this is where you record the results from all of your GCSE and AS qualification. You will also need to include what qualifications you are planning on completing in August 2020 (they get noted as pending).

Employment - in this section you get to note down all of the jobs you may have had.

Statement - in this section you can start producing your Personal Statement which you will be able to work on during form time

Pay/Send - This section will not work unless all of the other sections have been saved and marked as completed.

- [completing your application](#)
- [applicants applying through a school, college or organisation](#)
- [applicants applying as an individual](#)
- [deadlines for submitting your application](#)

<Log out

Education

Welcome > Education > Where have you studied?

Compulsory fields are marked with an asterisk (*).
When you have entered all of your centres and qualifications, click on 'section completed' and 'save'.

School/college/centre name* [find...](#) [?](#)

Exam centre number [?](#)

When did you start...* [?](#)

...and finish?* [?](#)

Attendance* ☒ full-time ☐ part-time ☐ sandwich [?](#)

Did you / will you receive any qualifications at this centre?* [?](#)

[save](#) [cancel](#)

Key

- ☒ Completed
- ☐ In progress
- ☐ Not started
- [?](#) Help

When you click on “Education” you will be asked for the following information when you add a school

Search:

Or select from the popular qualifications listed below

Popular qualifications

- [BTEC Award](#)
- [BTEC Certificate](#)
- [BTEC Diploma](#)
- [GCE Advanced Level](#)
- [GCE Advanced Subsidiary](#)
- [GCSE \(Grade: A*-G\)](#)
- [GCSE Short Course](#)
- [LIBF Level 3 Certificate in Financial Studies](#)
- [LIBF Level 3 Diploma in Financial Studies](#)
- [NCFE Level 3 Certificate in Photography](#)
- [NCFE Level 3 Diploma in Photography](#)
- [WJEC Level 3 Applied Certificate in Health and Social Care](#)
- [WJEC Level 3 Applied Certificate in Medical Science](#)
- [WJEC Level 3 Applied Diploma in Health and Social Care](#)
- [WJEC Level 3 Applied Diploma in Medical Science](#)
- [Welsh Baccalaureate Advanced Skills Challenge Certificate](#)

Click on add qualification which will then bring up the following box

UCAS

Contact us | [Help](#) | [Print page](#)

<Log out

Education

Welcome > Education

Compulsory fields are marked with an asterisk (*).

We need to know any qualifications you have taken or are currently taking. When you have entered all of your centres and qualifications, click on 'section completed' and 'save'.

Need guidance? Watch the video advice below [\[Hide video\]](#)

Education section 2020

HOW TO GET THE MOST OUT OF THE EDUCATION SECTION

UCAS

(Unable to view videos here? You can watch them at www.ucas.com/connect/videos instead)

Cannot complete section as either:
one or more schools/colleges and/or qualifications are invalid/incomplete, or
one of more fields on this page are invalid/incomplete.

You've added details for 1 school/college/centre(s) so far. You can still add details for 9 more.

[> add new school/college/centre](#)

[> edit](#)
[> remove](#)

Bassaleg School (68306, 09/2013 - 07/2020, FT)

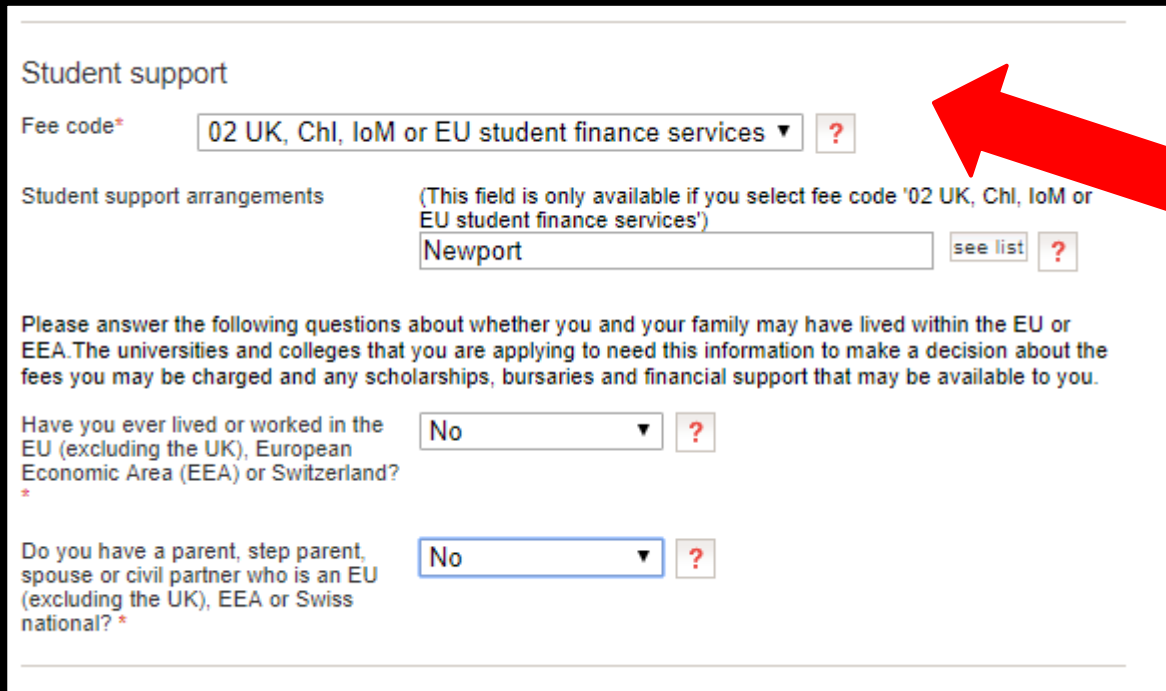
[> add qualifications](#)

Please state the highest level of qualification you expect to have before you start your course* [?](#)

☐ section completed

[save](#)

A mistake that gets made a lot in the Personal Details sections is in the Student support bit...



The screenshot shows a 'Student support' form. At the top, there is a 'Fee code*' dropdown menu currently set to '02 UK, Chl, IoM or EU student finance services'. A red arrow points to this dropdown. Below it, the 'Student support arrangements' section has a text box containing 'Newport' and a 'see list' button. Further down, there are two questions with dropdown menus: 'Have you ever lived or worked in the EU (excluding the UK), European Economic Area (EEA) or Switzerland?' and 'Do you have a parent, step parent, spouse or civil partner who is an EU (excluding the UK), EEA or Swiss national?'. Both dropdowns are currently set to 'No'.

Student support

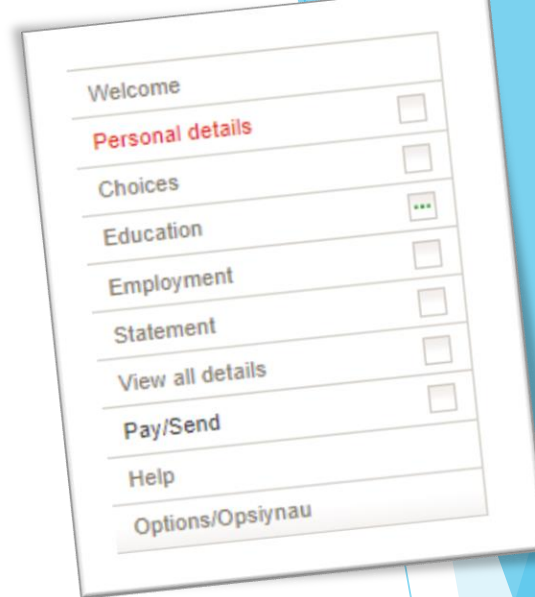
Fee code* 02 UK, Chl, IoM or EU student finance services ?

Student support arrangements (This field is only available if you select fee code '02 UK, Chl, IoM or EU student finance services')
Newport see list ?

Please answer the following questions about whether you and your family may have lived within the EU or EEA. The universities and colleges that you are applying to need this information to make a decision about the fees you may be charged and any scholarships, bursaries and financial support that may be available to you.

Have you ever lived or worked in the EU (excluding the UK), European Economic Area (EEA) or Switzerland? No ?

Do you have a parent, step parent, spouse or civil partner who is an EU (excluding the UK), EEA or Swiss national? No ?



A thumbnail image of a navigation menu with the following items: Welcome, Personal details, Choices, Education, Employment, Statement, View all details, Pay/Send, Help, and Options/Opsiynau. The 'Personal details' item is highlighted in red.

You need to select the '02 UK, Chl, IoM or EU student finance services'.

Failure to put 02 in potentially delays the processing of the application.

In the next box, select 'Newport' as this is where the school is

Nominated access

You can choose to nominate someone, eg parent/guardian/adviser, who can discuss your application with us and the universities if you are unavailable.

Full name of nominee

?

Relationship to you

?

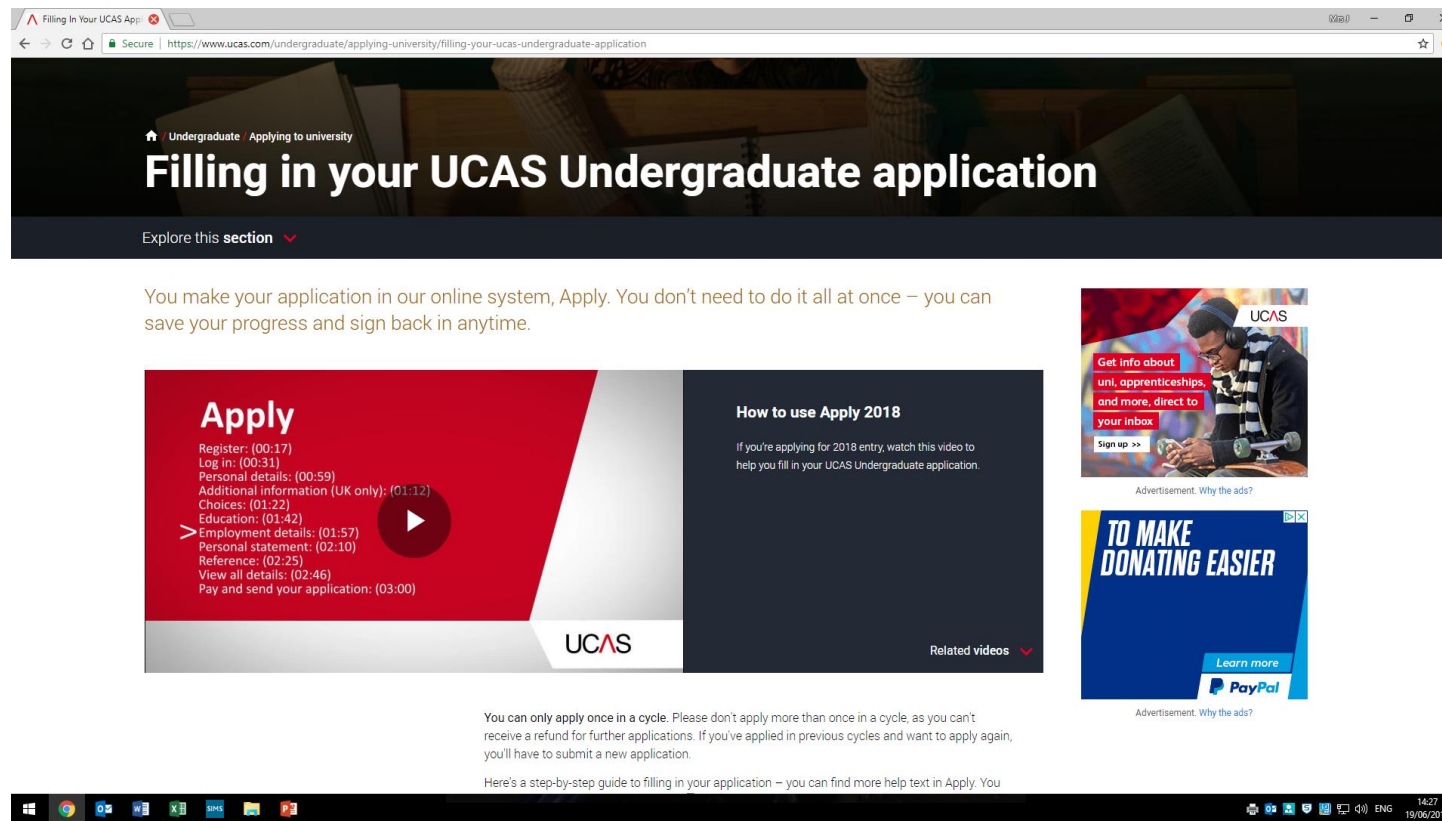


This is where you pick one person, normally a family member, that you would allow to speak to UCAS on your behalf. However you do not need to complete this part if you don't want to. It really just comes in handy if you are planning on travelling, taking a gap year etc

Reminder

- ▶ Ensure you make full use of Unifrog to make your university selections, write your personal statements and obtain your teachers references.
- ▶ Make a log of your Username and Personal ID number and password
- ▶ Be aware you only have 4000 characters to write your personal statement (including spaces).
- ▶ First draft of personal statement needs to be saved in Unifrog by the 10th September so please work on this over the next few months.
- ▶ Early entry (Oxford/Cambridge, medicine) application deadline is mid October 2020. All other university deadlines are beginning of January 2020.

For more information please visit www.ucas.com



The screenshot shows a web browser window with the address bar displaying "https://www.ucas.com/undergraduate/applying-university/filling-your-ucas-undergraduate-application". The page has a dark header with the text "Filling in your UCAS Undergraduate application" and a breadcrumb trail "Home / Undergraduate / Applying to university". Below the header, there is a section titled "Explore this section" with a dropdown arrow. The main content area features a large red and white video player titled "Apply" with a list of steps and their durations: Register: (00:17), Log in: (00:31), Personal details: (00:59), Additional information (UK only): (01:12), Choices: (01:22), Education: (01:42), Employment details: (01:57), Personal statement: (02:10), Reference: (02:25), View all details: (02:46), and Pay and send your application: (03:00). To the right of the video player is a section titled "How to use Apply 2018" with a sub-header "If you're applying for 2018 entry, watch this video to help you fill in your UCAS Undergraduate application." and a "Related videos" link. On the right side of the page, there are two advertisements: one for UCAS with the text "Get info about uni, apprenticeships, and more, direct to your inbox" and a "Sign up >>" button, and another for PayPal with the text "TO MAKE DONATING EASIER" and a "Learn more" button. At the bottom of the page, there is a footer with a disclaimer: "You can only apply once in a cycle. Please don't apply more than once in a cycle, as you can't receive a refund for further applications. If you've applied in previous cycles and want to apply again, you'll have to submit a new application." and a link to a step-by-step guide: "Here's a step-by-step guide to filling in your application - you can find more help text in Apply. You". The browser's taskbar at the bottom shows various application icons and the system clock indicating 14:27 on 19/06/2018.

Filling in your UCAS Undergraduate application

Explore this section ▾

You make your application in our online system, Apply. You don't need to do it all at once – you can save your progress and sign back in anytime.

Apply

- Register: (00:17)
- Log in: (00:31)
- Personal details: (00:59)
- Additional information (UK only): (01:12)
- Choices: (01:22)
- Education: (01:42)
- Employment details: (01:57)
- Personal statement: (02:10)
- Reference: (02:25)
- View all details: (02:46)
- Pay and send your application: (03:00)

How to use Apply 2018

If you're applying for 2018 entry, watch this video to help you fill in your UCAS Undergraduate application.

Get info about uni, apprenticeships, and more, direct to your inbox

Sign up >>

TO MAKE DONATING EASIER

Learn more

You can only apply once in a cycle. Please don't apply more than once in a cycle, as you can't receive a refund for further applications. If you've applied in previous cycles and want to apply again, you'll have to submit a new application.

Here's a step-by-step guide to filling in your application – you can find more help text in Apply. You